



Overview

The Hamburg Süd VGM Web portal is an application that enables you to submit VGM information directly to Hamburg Süd via our e-Portal Web page. You can choose to enter VGM information directly, or to download an Excel CSV file to enter VGM information for multiple bookings in one step.

Additionally, the “Tare” function enables you to retrieve container tare information for a specific container. The container tare is needed if you are using weighing method 2 as per the SOLAS regulation.

For more information about VGM and all related questions, please visit our VGM site at www.hamburgsud-line.com/vgm

VGM information



Option 1:
Submit VGM per booking


Option 2:
Submit VGM as a CSV file



Option 1: Submit VGM per booking

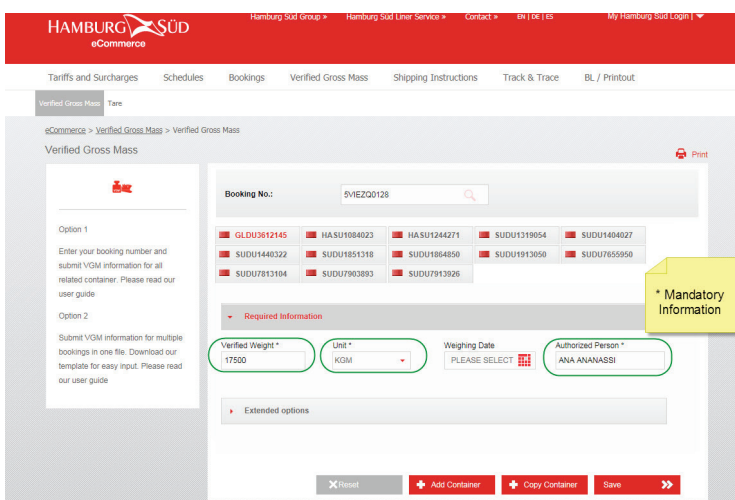
To submit VGM information for one or more containers belonging to one booking,

- please type the booking number into the dedicated field, and then
- press enter or click on the magnifying glass
- please select “SOC” in case you want to provide shipper’s owned container numbers solely



All related container numbers will appear on the screen.

To submit the VGM, all mandatory information must be entered. Mandatory fields are marked with an asterisk (*).





Please note: You will not see if VGM information has already been entered. Therefore, new input will overwrite previously provided VGM data.

The container numbers are marked according to their status:

Green: VGM data completely entered

Red: In process

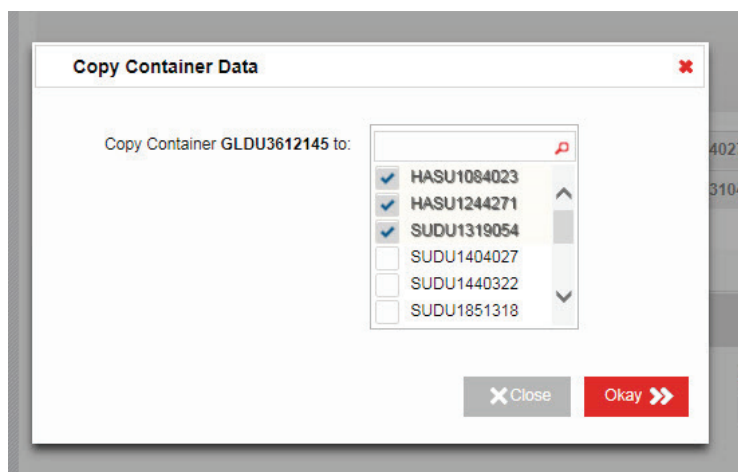
Gray: No VGM data entered



Copy Container

If you want to enter the same VGM information for all containers on this booking, you can easily use the “Copy Container” function.

- Click on “Copy Container” and mark all containers for which the information should be copied. All data will be copied, except the Verified Weight.






Add Container

If a container number is not shown on the screen after the booking number has been entered, containers can be added manually to a booking in order to transmit VGM information.

- Click on “Add Container”
- Enter the container number
- Click on “Okay” and proceed as usual
- Select “SOC” in case you want to add a shipper’s owned container number



Use the VGM Calculator


The VGM calculator can be used to summate Cargo Gross Weight and Container Tare Weight directly in the ePortal.

Please note that this ePortal is a free service offering for checking and submitting the verified gross container mass determined by the shipper. The operator of this platform cannot assume responsibility for the correctness of the determined result; this responsibility remains exclusively with the shipper. In particular all liability in connection with the calculated gross container mass must therefore be excluded. For more information, please click here:

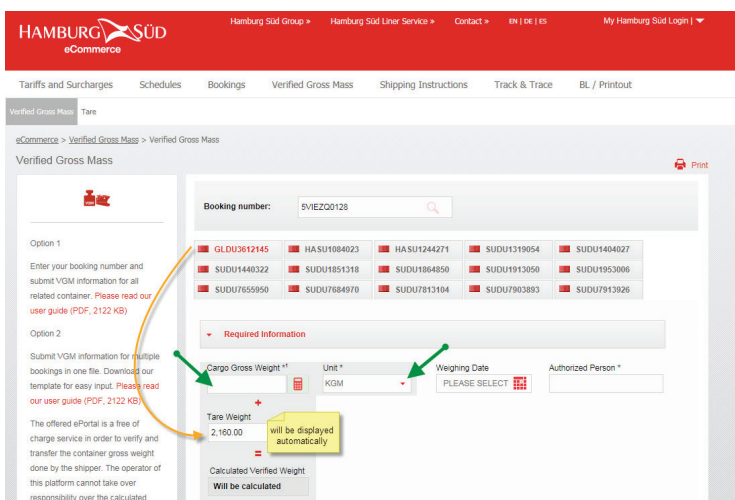
www.hamburgsud-line.com/vgm



Please click on the calculator symbol



- Insert the Cargo Gross Weight*
- Choose the unit (default: KGM)
- Container Tare Weight will be displayed automatically
- VGM will be calculated automatically
- Container Tare Weight can be inserted manually in case it is not available in the data base (please use the concrete tare weight as indicated on the door end of the provided container)



*Cargo Gross Weight must include any dunnage, lashing and securing materials



Extended Options

Additional Information can be provided under “Extended Options”. Field under this section are not mandatory.

Exception: Customer ID is mandatory for Brazil export (CPF number)

- Click on Extended Options
- Insert information

The screenshot shows the Hamburg Süd eCommerce portal for Verified Gross Mass. The booking number is 7ZSN00718. The container ID is SUDU1788920. The 'Extended options' section is expanded, showing fields for Weighing Method, Ordering party, Weighing facility, Country, Document name, Document holding party, Responsible party, Shippers internal reference, and Customer ID (12345678912). The Customer ID field is highlighted with a green circle. At the bottom, there are buttons for 'Close', 'Add Container', 'Copy Container', and 'Save'.

Transmit VGM

VGM data can be submitted for all containers with the “green” status.

It's not necessary to submit VGM data for all containers in a booking at once.

- Click on “Save” if you want to submit your VGM information

An overview of all containers will appear, enabling you to double-check your entries. You have the following options to proceed:

- Export/save/print the overview as a CSV file
- Export/save/print the overview as a PDF file
- Go back and correct your input
- Submit VGM data as shown in the overview



Summary of entries

The screenshot shows the Hamburg Süd eCommerce interface. At the top, there are navigation links for 'Hamburg Süd Group', 'Hamburg Süd Liner Service', and 'Contact'. Below this is a menu with options like 'Tariffs and Surcharges', 'Schedules', 'Bookings', 'Verified Gross Mass', 'Shipping Instructions', 'Track & Trace', and 'BL / Printout'. The main content area is titled 'Verified Gross Mass' and 'Tare'. It features a 'Summary' table with the following data:

Booking number	Container number	SOC	Authorized Person	Weight	Unit	Responsible party	Shippers internal reference	Customer ID	Weighing Date	Weighing Method	Country	Ordering party	Weighing facility	Document name
7ZSN000718	SUDU1788920	No	JOHN SMITH	10,300.00	KGM			12345678912	07/17					

A yellow callout box points to the 'Customer ID' field with the text: "Customer ID" is a mandatory field for brazil export.

At the bottom of the table, there are buttons for 'Export csv', 'Export pdf', 'X Back', and 'Send'. Below the table, there are additional buttons: 'X Reset', '+ Add Container', '+ Copy Container', and 'Save'.

Update VGM information

Once the VGM information has been submitted to Hamburg Süd, it is not possible to change it anymore. Should a correction be necessary after the fact, the VGM information must be filled out again completely and resubmitted.

Please note: You will not see if VGM information has already been entered. Therefore, new input will overwrite previously provided VGM data.



- Save the file on your computer
- Go back to the VGM Web portal and click on “Select file”, then choose the CSV file you want to upload from your computer
- Click on “Upload”

Please note: An empty row in the file ends the reading process of the system and thus the entries below the empty row will not be submitted.

An overview of all containers will appear, enabling you to double-check your entries.

- Click on “Send” to submit your file. If the system detects an error due to wrong information, the system will state the error and the whole file will need to be uploaded again.

The screenshot shows the 'Verified Gross Mass' section of the VGM Web Portal. It features a navigation menu at the top with options like 'Tariffs and Surcharges', 'Schedules', 'Bookings', 'Verified Gross Mass', 'Shipping Instructions', 'Track & Trace', and 'BL / Printout'. Below the menu is a 'Summary' table with the following columns: Booking number, Container number, SOC, Authorized Person, Weight, Unit, Responsible party, Shippers internal reference, Customer ID, Weighing Date, Weighing Method, Country, Ordering party, Weighing facility, and Document name. The table contains three rows of data, with the 'Customer ID' column highlighted in green for each row. At the bottom of the table, there are buttons for 'Export csv', 'Export pdf', 'Back', and 'Send'.

Booking number	Container number	SOC	Authorized Person	Weight	Unit	Responsible party	Shippers internal reference	Customer ID	Weighing Date	Weighing Method	Country	Ordering party	Weighing facility	Document name
7CSCNC0103	CAXU9951637	No	JOHN SMITH	17,000.00	KGM			12345678912						
7CSCNC0103	SUDU1780600	No	JOHN SMITH	18,785.00	KGM			12345678912						
7CSCNC0103	FSCU9032271	No	JOHN SMITH	11,000.00	KGM			12345678912						



Check VGM Status on Hamburg Süd's Track & Trace

Information about the VGM status can be checked at any time on Track & Trace

- Go to Hamburg Süd's Track & Trace
- Insert container number & click on „find“

„VGM received“ date will be visible in the header as well as in the event chain. If no date is populated, VGM was not received or not yet processed at time of request.

Reference*
CNU12171830

* Search by container, booking or BL. More than one number can be separated by a comma.

Find

Details

Container	Type	Origin	Destination
CNU12171830	40DC	Chicago USCHI	Melbourne AUMEL

Booking: 6PHLPA4282

VGM received: 18-Aug-2016

Main information

Date	Place	Movement	Mode/Vendor
10-SEP-2016 06:00	Melbourne AUMEL	Estimated vessel arrival	CAP CAPRICORN 4878
21-AUG-2016 17:02	Long Beach USLOB	Vessel departed	
21-AUG-2016 01:21	Long Beach USLOB	Loaded on vessel	CAP CAPRICORN 4878
18-AUG-2016 18:03		VGM received	
18-AUG-2016 08:41	Long Beach USLOB	Full export container in gated	

Thank you for using the Hamburg Süd VGM Web portal.